

AI 코스웨어 교과 연계 영어

---

공교육 영어가 즐거워지다!

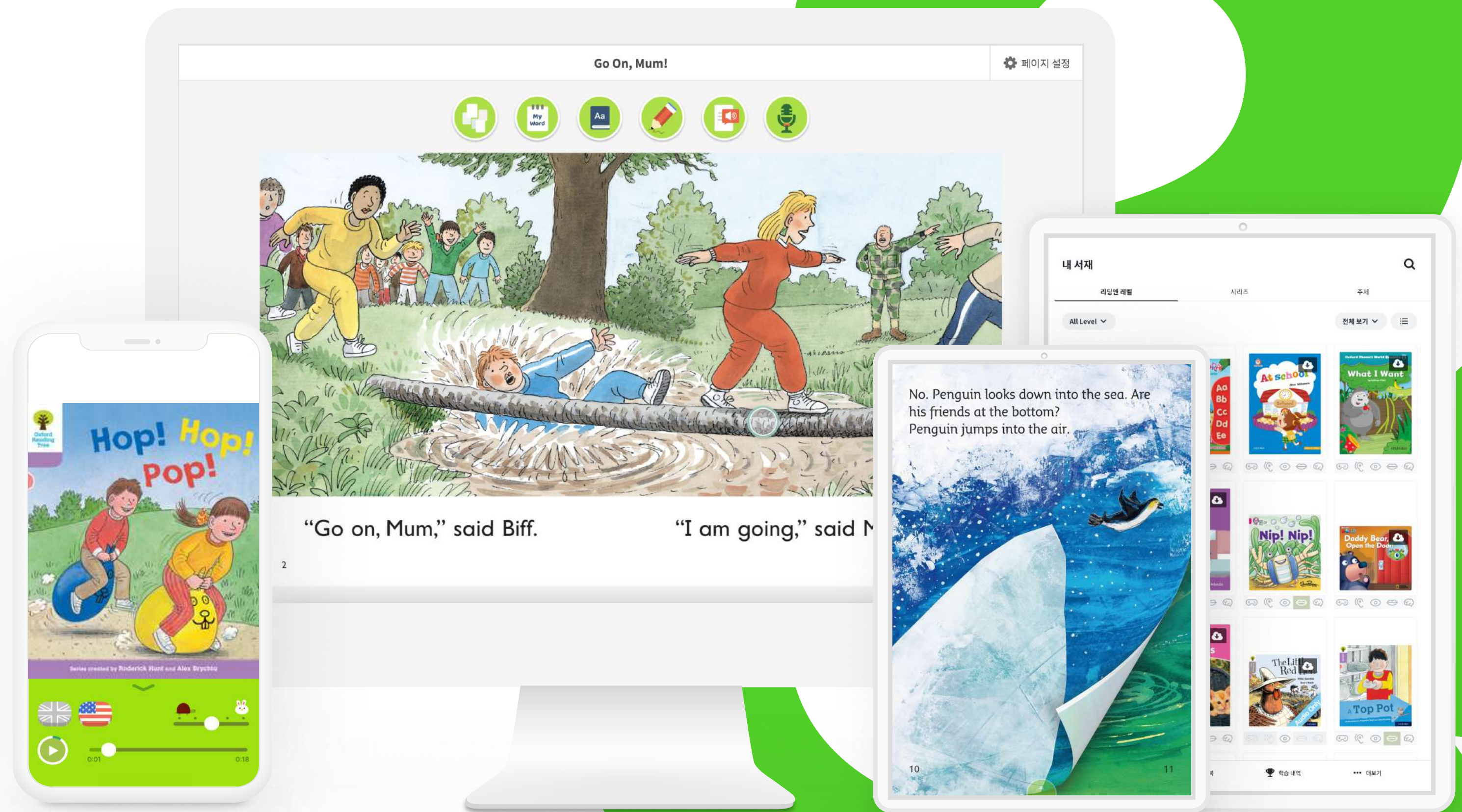
READING &



# Introduction to READING &

## AI 코스웨어 교과 연계 영어

This document is confidential and is intended solely  
for the use of the client to whom it is addressed.  
iPortfolio Inc. May 2021







영어 교과  
연계 수업



개별화  
맞춤 학습



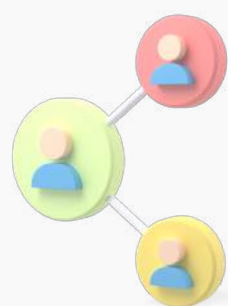
타교과  
연계 수업



디지털  
라이브러리




방과후 수업



늘봄학교



영어 캠프



영어 동아리



아침 독서 /  
창체 활동



기초학력  
프로그램

대한민국 영어교육의 새로운 출발

---

# iPortfolio

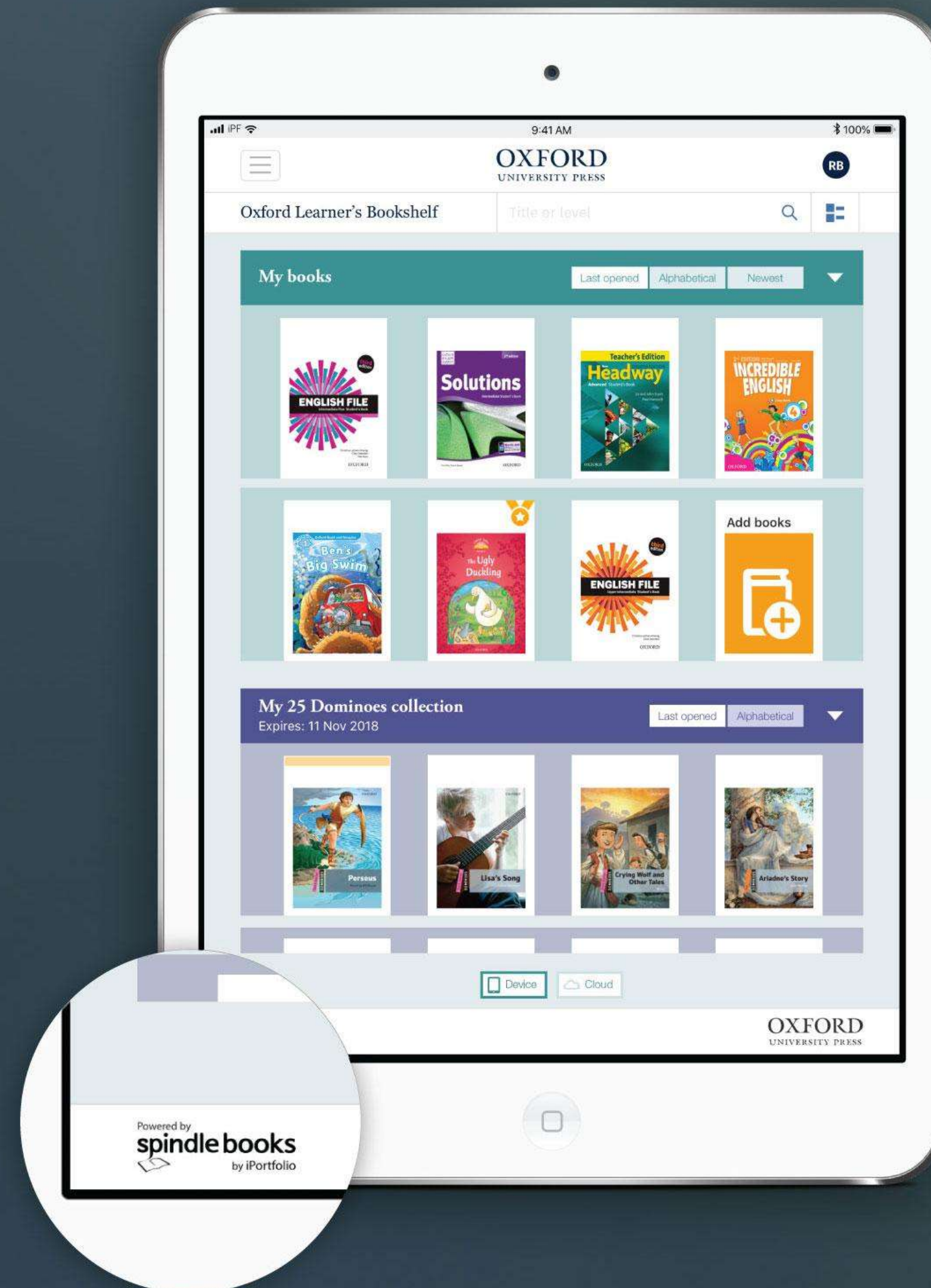
READING &



iPortfolio

Global Ed-Tech  
Company,  
iPortfolio Inc.

the **engine** that powers **excellence**



세계 유일 언어교육용

End-to-End 디지털북 플랫폼



**K-12 학생을 위한 학습 기반  
영어회화 AI 튜터**





# Spindle Books™ in the globe

**2015**

**Oxford Learner's Bookshelf(OLB)**

Oxford University Press ELT 공식 디지털 교과서 플랫폼으로 선정

**2016**

**리딩앤(READING &) 국내 출시**

**2017**

중국 최대 교육 업체 신동방 Pop Reader 출시

옥스포드 대학출판부 중국 법인 Big Reading Club 출시

**2019**

옥스포드 대학출판부 터키, 일본 법인 Oxford Reading Club 출시

**2020**

옥스포드 대학출판부 5개국 Oxford Reading Club 출시(베트남, 스페인, 브라질, 콜롬비아, 태국)

**2021**

옥스포드 대학출판부 Oxford Reading Club 미국, 포르투갈, 룩셈부르크 등 48개국 출시

**2022**

룩셈부르크 교육부, 독일 연방교육연구부 공식 채택



# 인증 및 표창

## Domestic



2016 과학기술정보통신부  
K-Global 300



2017 우수벤처기업



2017 서울형 강소기업



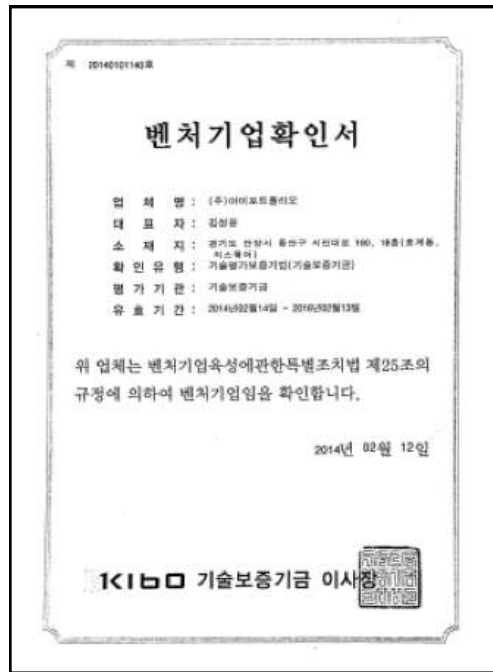
2018 백만불 수출의 탑



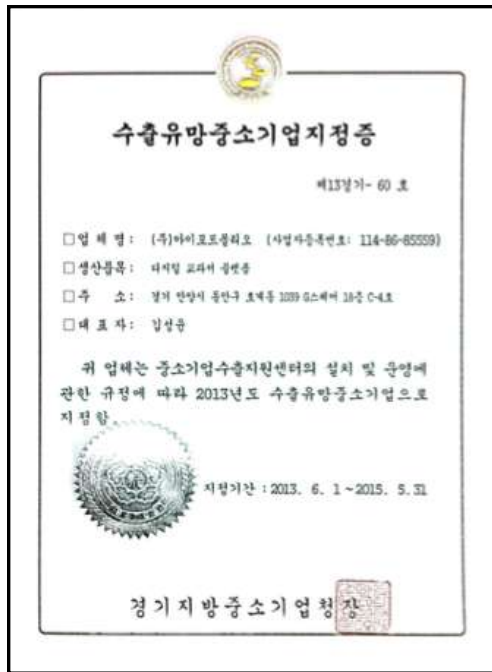
2021 대한민국 교육브랜드 대상



2022 에듀테크 코리아 페어  
교육부 장관 수상 대상



벤처기업 확인



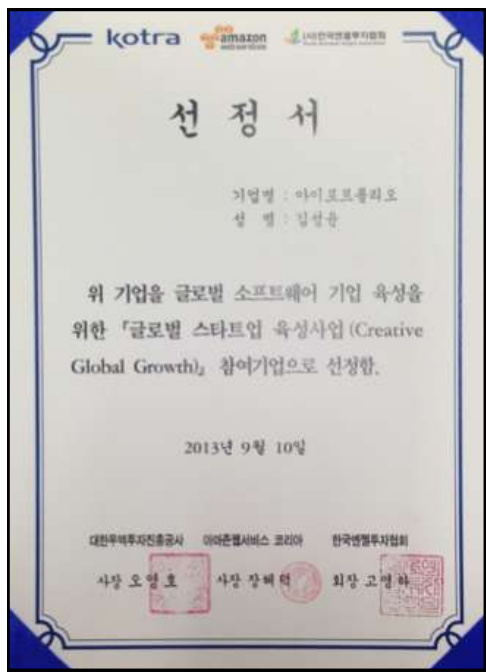
수출유망중소기업



ISO9001



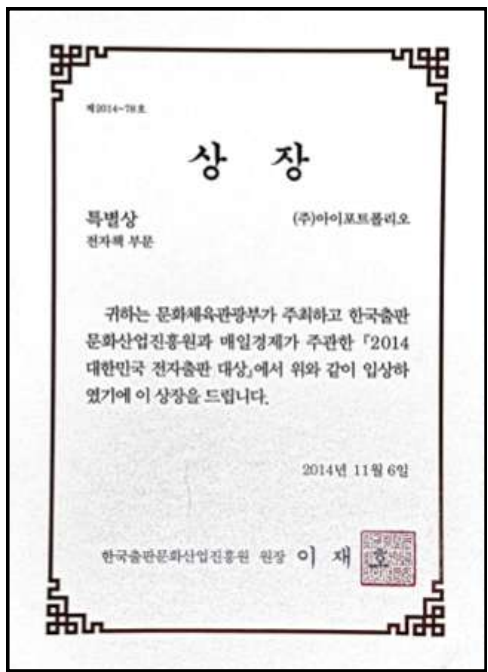
기업부설연구소



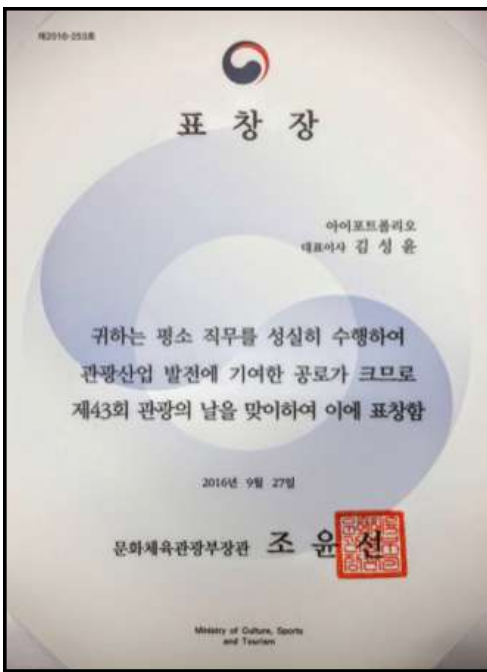
글로벌 스타트업  
육성사업 참여기업



기술혁신형  
중소기업



대한민국 전자출판  
대상 특별상



관광의날 기념  
문화체육부장관 표창



# 인증 및 표창

## Global



**2018 AWS  
EdStart Member**  
Amazon Web Service



**2019 APAC's  
TOP 10 EdTech**  
Education Technology  
Insights Magazine



**2020 BETT AWARDS  
Finalist**  
British Education  
Training Technology



**2020 AES GLOBAL AWARD  
Platinum Prize**  
Asia EdTech  
Summit Committee



**2021 BETT AWARDS  
Finalist**  
British Education  
Training Technology



AI 코스웨어 교과 연계 영어

---

리딩에서 스피킹까지!

READING &

# AI 코스웨어 교과 연계 영어 READING &



단어장 | 사전 검색 | 페이지 썸네일 | 그림 그리기 | 녹음 | 읽어주기



원하는 문장을 탭하면 자동 재생 | 영국 / 미국 발음 선택 | 오디오 속도 조절



- 2016년 런칭한 디지털 프리미엄 영어 리딩 프로그램
- 1권의 책에 5번 노출되는 5단계 다차원 읽기 학습법
- 전 세계 유명 출판사의 프리미엄 콘텐츠로만 구성
- 점수와 평가를 완전히 배제한 FUN 중심의 리딩

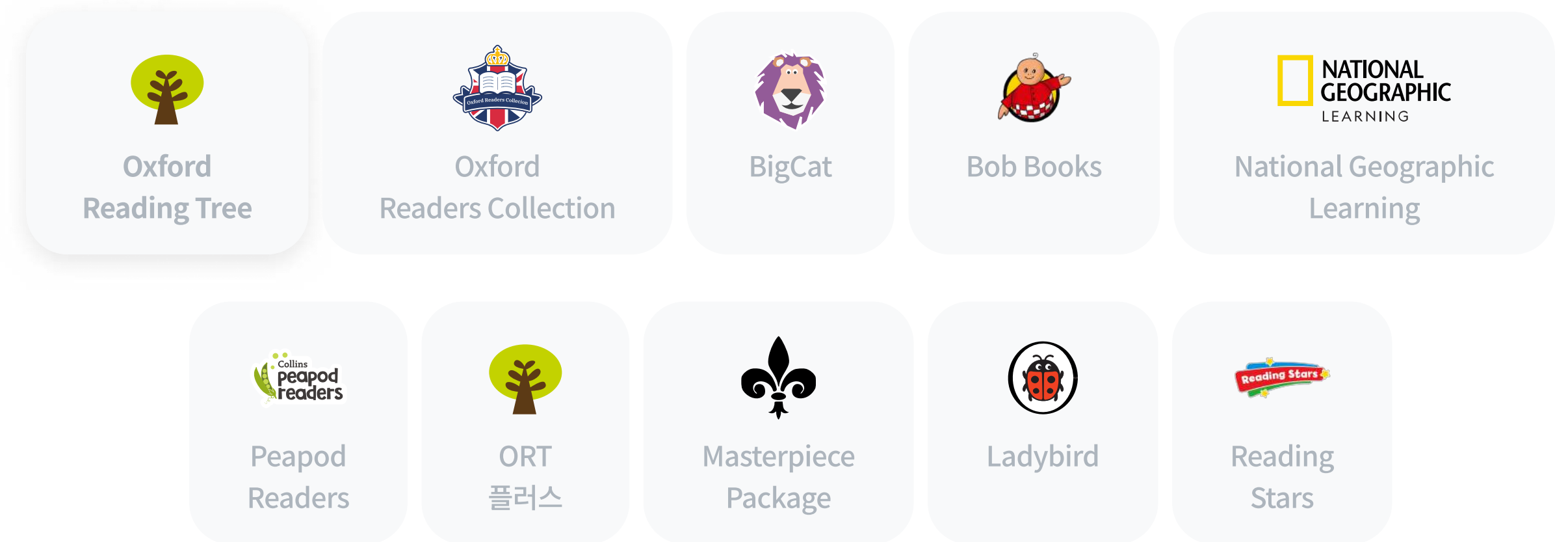


Collins

Penguin  
Random  
House



## 리딩앤에서만 만날 수 있는 프리미엄 도서 시리즈



### 총 20종의 영미 프리미엄 콘텐츠

540년이 넘는 역사의 옥스포드 대학출판부, 200년 이상 역사의 콜린스 출판사와 세계적인 아동 전문 출판사 스콜라стик, 논픽션 최강자 센게이지까지 세계 최고 수준의 원서 구성





## 리딩엔 소개

# 파닉스부터 고전문학까지

2,800여 권의 명품 리더스로 알파벳 부터 시작해서 고전 문학 수준까지 **맞춤형 개별 학습가능**

지수 비교표

리딩앤 레벨	L 지수	A 지수
1	BR-150	0 - 1.3
2	BR-250	0 - 1.6
3	0-300	1.1 - 1.8
4	50-350	1.1 - 2.0
5	100-450	1.2 - 2.5
6	150-500	1.3 - 2.7
7	200-550	1.5 - 3.0
8	250-600	1.6 - 3.3
9	300-650	1.8 - 3.7
10	350-675	2.0 - 3.9
11	400-700	2.2 - 4.1
12	450-725	2.5 - 4.3
13	500-750	2.7 - 4.5
14	550-775	3.0 - 4.7
15	600-800	3.3 - 5.0
16	650-825	3.7 - 5.2
17	700-900	4.1 - 6.0
18	750-1000	4.5 - 7.4
19	800-1100	5.0 - 9.0
20	850 ~	5.5 -

[illegible]

# 풍성한 영어 수업이 가능한 초·중등 교과 연계 리더스

초등학교(5종), 중학교(12종) 전체 출판사 영어 교과서 단원별 연계 교과서를 보완·대체할 수 있는 리더스 목록과 교수지도안 자료를 제공



## 초등 교과 연계 콘텐츠

교과 연계 콘텐츠란?

초등 영어 교사를 위한 교과서(초등 5종) 연계 분석 자료집입니다. 각 출판사, 학년&단원별 연계 도서 내 URL을 통해 해당도서 페이지로 이동할 수 있습니다.(리딩앤 사이트 로그인 필요)

- 책 아이콘 천재
- 책 아이콘 YBM (최)
- 책 아이콘 대교
- 책 아이콘 동아
- 책 아이콘 YBM (김)



## 중등 교과 연계 콘텐츠

교과 연계 콘텐츠란?

중등 영어 교사를 위한 교과서(중등 12종) 연계 분석 자료집입니다. 각 출판사, 학년&단원별 연계 도서 내 URL을 통해 해당도서 페이지로 이동할 수 있습니다.(리딩앤 사이트 로그인 필요)

- |              |              |
|--------------|--------------|
| 책 아이콘 동아(윤)  | 책 아이콘 비상(김)  |
| 책 아이콘 동아(이)  | 책 아이콘 YBM(박) |
| 책 아이콘 능률(김)  | 책 아이콘 YBM(송) |
| 책 아이콘 미래엔(최) | 책 아이콘 금성(최)  |
| 책 아이콘 천재(이)  | 책 아이콘 능률(양)  |
| 책 아이콘 천재(정)  | 책 아이콘 지학사(민) |





# 천재

## 3학년

각 단원 명을 클릭해주세요.

- Lesson 1. Hello!
- Lesson 2. Oh, It's a Ball!
- Lesson 3. Sit Down, Please
- Lesson 4. How Many Apples?
- Lesson 5. I Have a Pencil
- Lesson 6. What Color Is It?
- Lesson 7. I Like Chicken
- Lesson 8. It's Very Tall!
- Lesson 9. I Can Swim
- Lesson 10. She's My Mom
- Lesson 11. Look! It's Snowing

## 4학년

각 단원 명을 클릭해주세요.

- Lesson 1. My Name Is Eric
- Lesson 2. Let's Play Soccer
- Lesson 3. I'm Happy
- Lesson 4. Don't Run!
- Lesson 5. Where Is My Cap?
- Lesson 6. What Time Is It?
- Lesson 7. Is This Your Watch?
- Lesson 8. I'm a Pilot
- Lesson 9. What Are you Doing?
- Lesson 10. How Much Is It?
- Lesson 11. I Get Up Early




## Lesson 8. I'm Taller Than You

### 주요 표현


- 비교하기  
I'm stronger than you.
- 부인하기  
That's not right.

📖 갤러리 보기

### 주요표현 연계도서 (지도안 및 학습자료)



📌 비교하기



📌 비교하기

• 수업지도안

• 수업자료

Lesson Plan						
과목명	영어	학년	학기	차시	4/6	쪽수
단원명	8. I'm Taller Than You					
학습목표	1. 대상을 비교하는 쉽고 간단한 말이나 대화를 듣고 세부 정보를 파악할 수 있다. [6영01-04] 2. 일상생활 속의 친숙한 주제에 관한 쉽고 짧은 글을 읽고 세부 정보를 파악할 수 있다. [6영03-03]					
준비물	리딩엔 도서 'Growing and Changing', PPT, 전자칠판					
지도상의 유의점	- 학생들의 주의를 끌고 이해를 확인하는 폐쇄적 질문과 개방적 질문을 유연하게 활용한다.					
Steps	Activities			Time	Materials	
Introduction	▶ 인사하기 ▶ 동기 유발: 'Growing and Changing' 표지 보고 내용 유추하기 - 책 표지에서 무엇을 볼 수 있나요? - 어린이들이 무엇을 하고 있나요? - 키를 재 본 경험이 있나요?			5분	PPT	
	▶ 4차시 학습목표 확인하기 - 대상을 비교하는 말을 듣고 이해하여 말할 수 있다. - 비교표현이 들어간 글을 읽고 이해할 수 있다.					
Development	▶ Listen Up - 오늘날의 책 'Growing and Changing' 소개하기 - 리딩엔 MOR 2단계를 활용하여 'Growing and Changing' 내용 상상하여 듣기 - 어떤 단어를 들었는지 이야기 나누기			30분	PPT, 리딩엔, 전자칠판	
	▶ Read - 리딩엔 MOR 3단계를 활용하여 'Growing and Changing' 함께 읽기 ▶ Reading Game - 'Disappearing Dialogue'					

• 4차시

📖 수업지도안\_천재 초등6\_8. I'm Taller ... 251...

### 비교하기

🔗 URL readingn.com/myj...SBC178  
☰ 설명 \* 위 링크를 클릭하시면 리딩엔 도서 페이지로 연결됩니다. (로그인 필요)

- 도서명: Growing and Changing
- 도서 Level:

READING&	Lexile	AR	CEFR
Level 4	50-350	1.1 - 2.0	A1

- 줄거리: 자라면서 겪는 신체 변화에 대한 내용
- 핵심표현:  
You grow bigger and stronger, and you all look different.  
His legs and arms are longer. His hair is thicker.  
She will grow taller and taller.

• 수업자료



Grade 6

4차시

교과서 128쪽~129쪽

• 4차시 수업 PPT

📖 수업PPT\_천재 초등6\_8. I'm Taller Th... 2613...

• 5차시 수업 PPT

📖 수업PPT\_천재 초등6\_8. I'm Taller Th... 322...

• 5차시 워크시트

📖 워크시트\_천재 초등6\_8. I'm Taller Tha... 64....



# 리딩에서 스피킹까지 한 번에 해결

리딩앤만의 5단계 MDR 학습법으로 이해와 표현 영역 완전 정복  
AI 튜터 LAURA™로 원어민과 매일 30분 대화하는 효과 경험

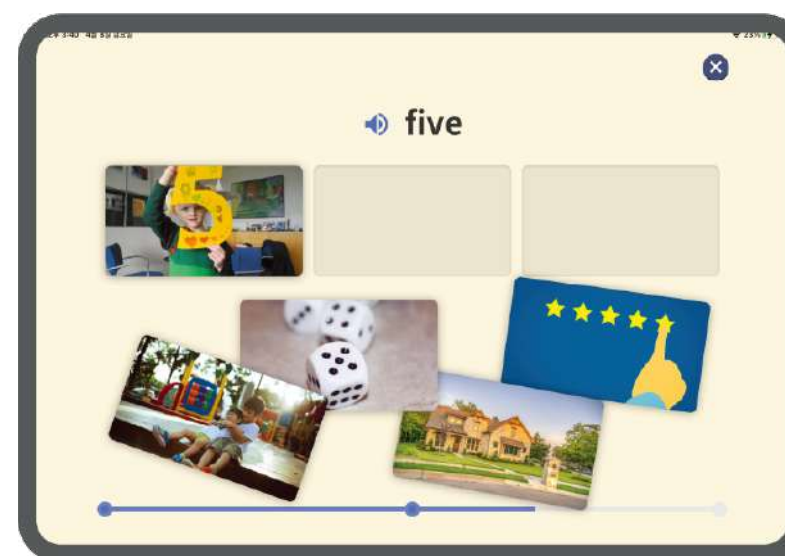
## 리딩앤 소개

# 1권의 책에 5번 노출되는 MDR 5단계 학습법

## 5단계 멀티디멘션 리딩 (MDR)

어휘게임, 스토리를 추측하며 듣기, 읽기, 말하기,  
워크북을 대체하는 독후 활동 게임 등  
전 과정(5단계)을 마무리하면 배지 획득

MDR: Multi-dimension Reading



### 1단계

#### 책 읽기 전 학습

재밌는 게임을 통해  
책 속 단어와 친해지기



### 2단계

#### 집중 / 흘려듣기

문장을 가리고  
영국/미국 발음 오디오를 들으며  
스토리를 추측하다보면 듣기 실력 향상



### 3단계

#### 본격적인 리딩

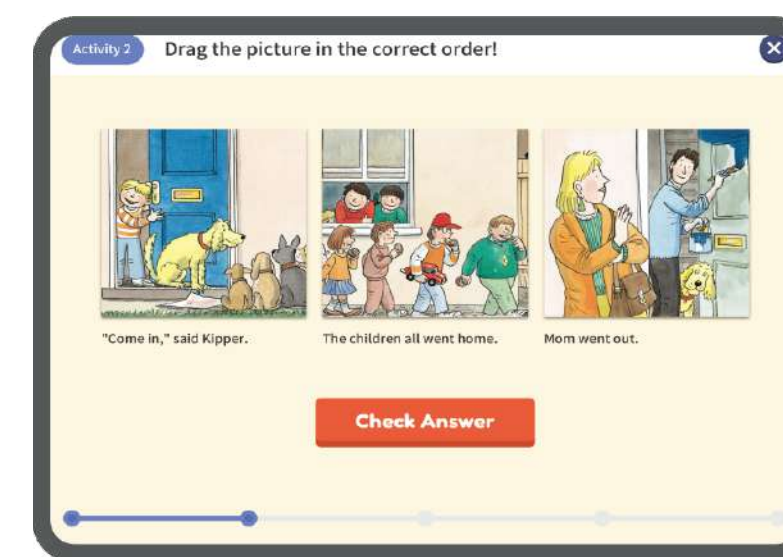
사전, 읽어주기, 녹음 등 다양한  
기능을 활용하여 내용 200% 이해



### 4단계

#### AI 발음 분석

음소/음절 단위 발음 분석 가능,  
꾸준한 말하기 연습으로 자신감 키우기



### 5단계

#### 마무리 학습

재미있는 게임을 통해  
책 내용 완벽 이해!



- 옥스포드 영영 사전
- 영국/미국 발음 선택
- 문장/페이지별 음원 듣기





## 책 읽기 전 단어 학습

책을 읽기 전 뇌를 말랑말랑하게 해주는 단어 학습으로,  
퀴즈 형태로 되어 있어 아이가 놀이하듯 학습을 시작할 수 있습니다.  
점수 평가, 점수 기록 등을 완전히 배제해 low-anxiety situation에서의 어휘 습득이 가능합니다.



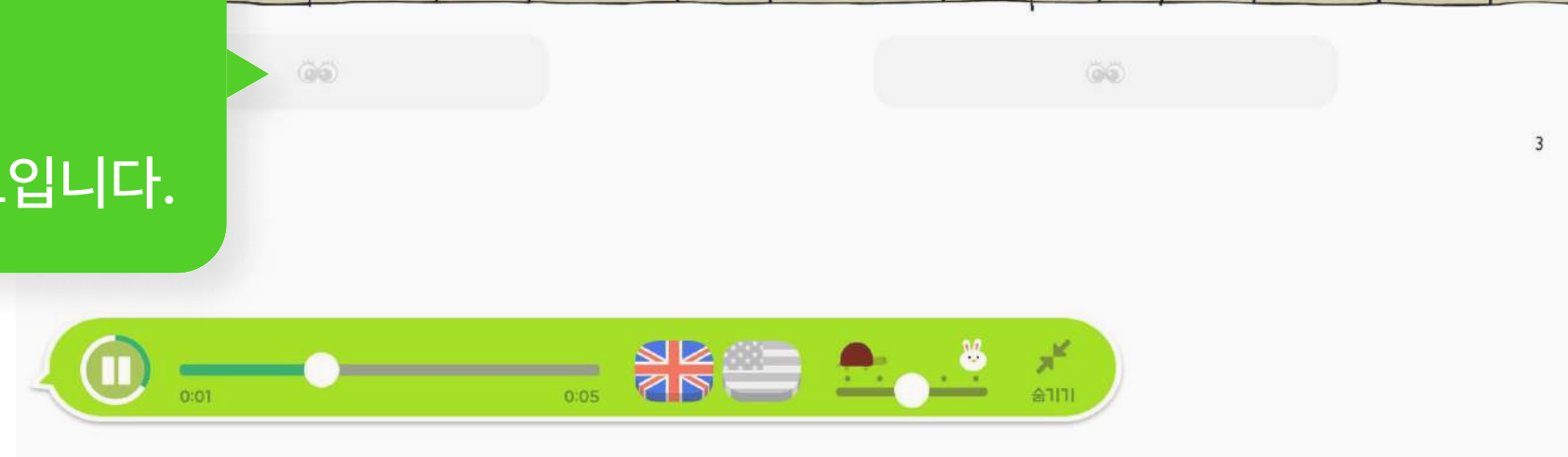


## 흘러듣기 및 집중듣기

영국발음/미국발음 동시 제공으로 풍부한 듣기 Input이 가능합니다.  
문장을 가리고 삽화를 보며 내용을 상상해 볼 수 있고, 문장을 보며 따라 읽기도 가능합니다.

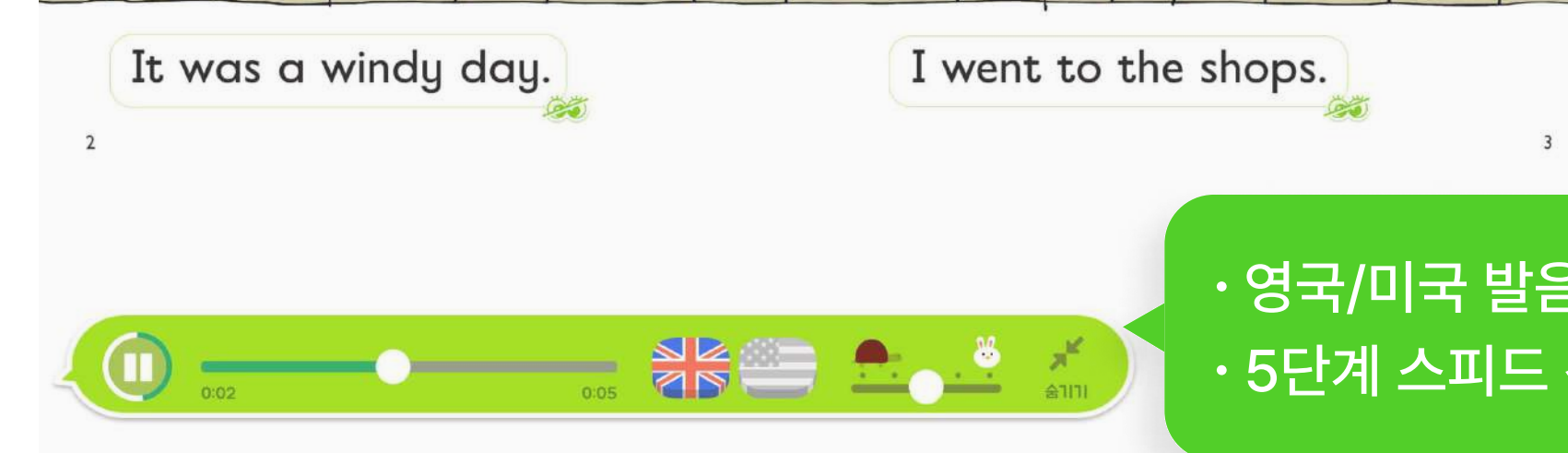


눈 모양을 터치하면  
가려졌던 텍스트가 보입니다.



It was a windy day.

I went to the shops.



• 영국/미국 발음 선택  
• 5단계 스피드 선택





## 본격적인 책 읽기

다양한 기능을 이용하여 본격적인 책 읽기에 들어갑니다.

책 속에 숨어있는 단어 찾기, 영영사전, 문장듣기, 녹음 등 디지털 리딩의 장점을 최대한 활용하여 효과적으로 책을 읽을 수 있습니다.



They had a drink.

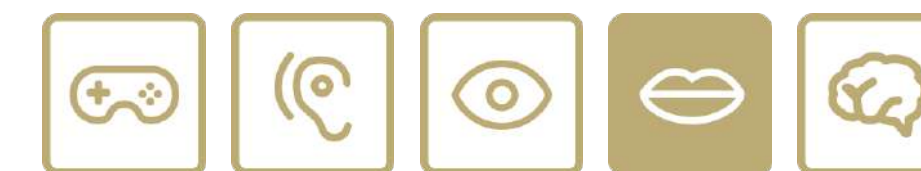


"HIC!" said Kipper.  
He had hiccups.

깜빡이는 부분을 누르면 해당 부분을  
명칭하는 단어가 재생됩니다.

다양한 기능을 활용하여  
더욱 효과적인 리딩이 가능합니다.






## 인공지능 발음 분석

책 속 핵심 문장을 녹음해보는 단계입니다.

인공지능 기술을 활용한 음소단위 분석결과를 제공하여 취약한 발음을 파악할 수 있습니다.

Stage 4. Speak Up!



On/Off 설정

발음 분석 기능을 사용하시겠습니까? ☒

그럼 이제 즐기면서 녹음을 해볼까요?

START

빨강, 노랑, 초록  
신호등 체계로 표기되는 발음 정확도

상세보기를 누르면  
음소 단위로 정확도 분석

Good

Kipper wanted a party.

원어민 발음 듣기 내 발음 듣기

분석 결과 보기

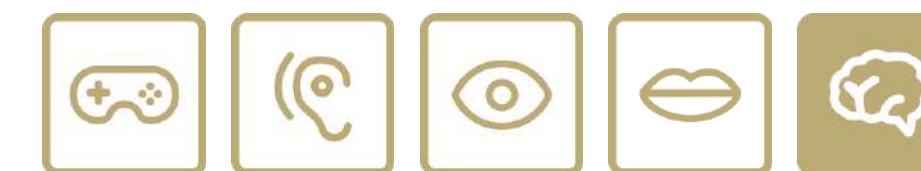
음절 음소

Average Score: 53.41%

Kipper	wanted	a	party
k 96% ɪ 47% p 48% ɪ 40%	w 23% ɔ 30% n 25% t 0% ɪ 0% d 35%	ʌ 70%	p 75% ɑ 43% ɪ 45% t 57% i 80%


다음 문장 녹음하기







## 신나는 게임으로 책 읽기 마무리!


책에서 배운 단어의 철자를 올바른 순서대로 배열하고,  
책 내용의 이해를 묻는 독후활동을 재미있는 퀴즈 형태로 제공합니다.




 Listen again

e w a t r


Activity 2 Drag the picture in the correct order! 




"Drink water like this," said Biff.





"HIC!" said Grandpa Chen.





"HIC!" said Kipper.



Activity 4 Select True or False! 



Mrs May showed them some pictures of Melbourne.

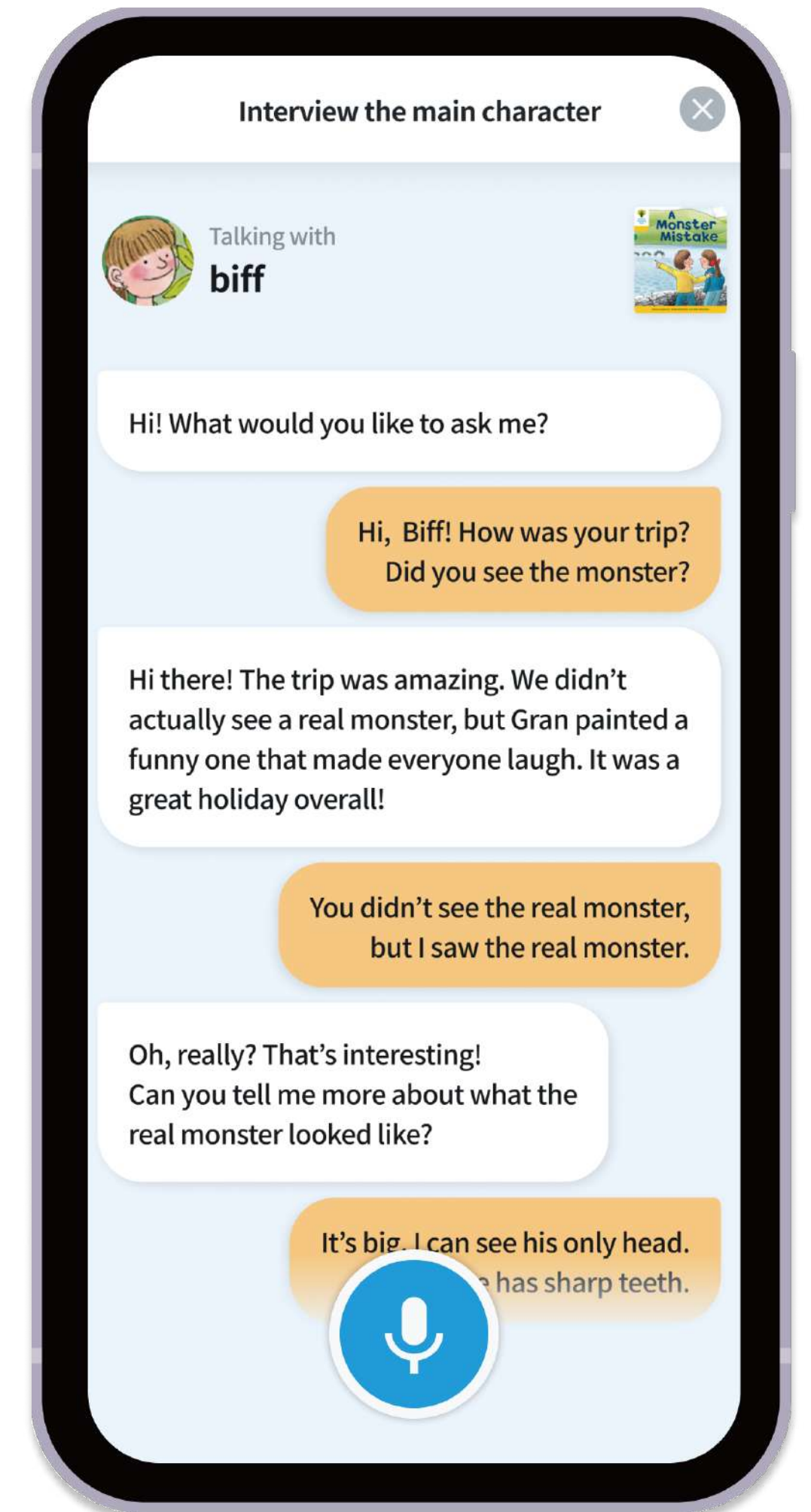
 



## LAURA 소개

# 학습자의 연령과 영어 학습 수준에 맞춰 대화할 수 있는 영어회화 AI 튜터 LAURA™와의 Speaking 기반 독후활동

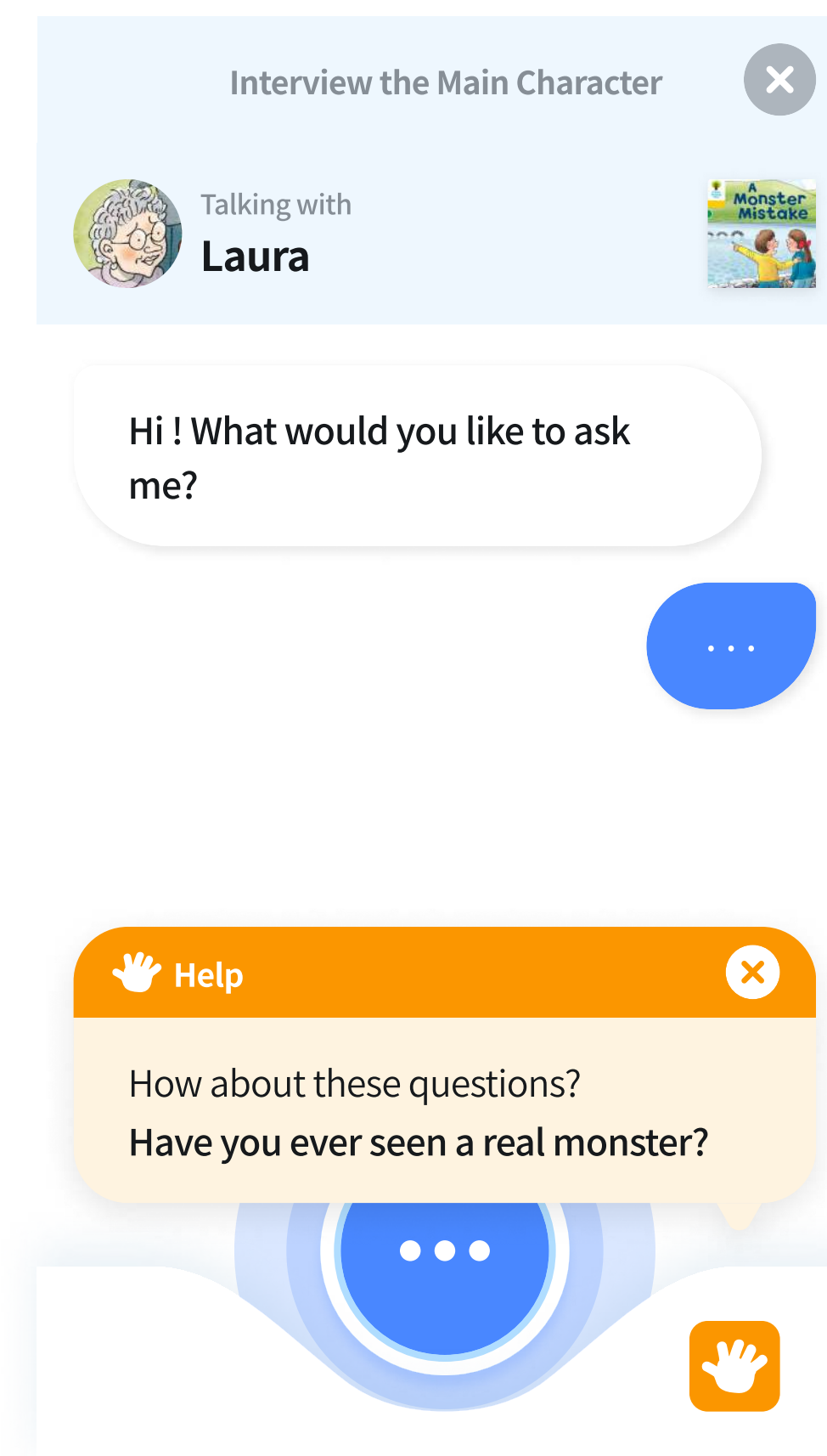
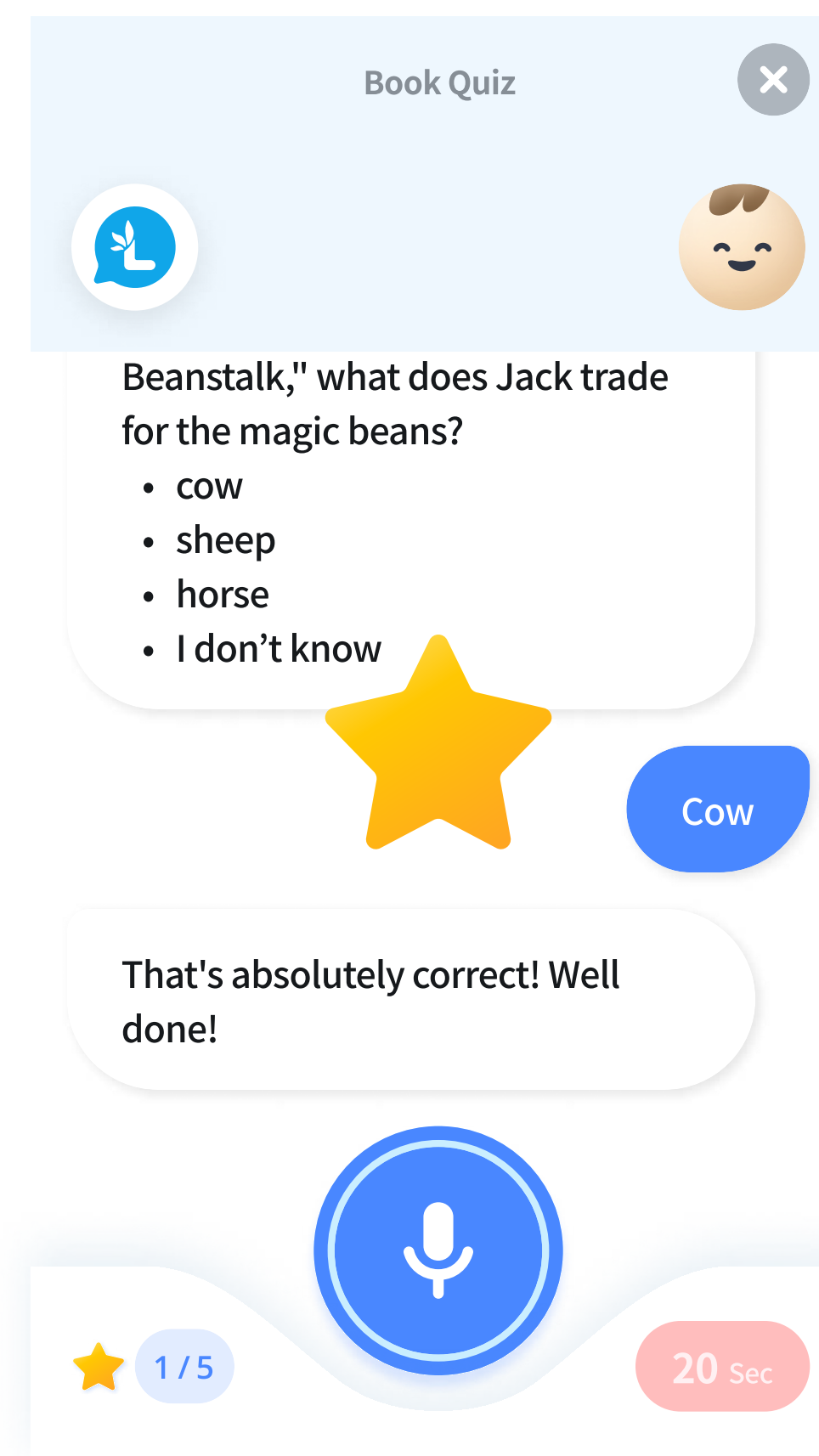
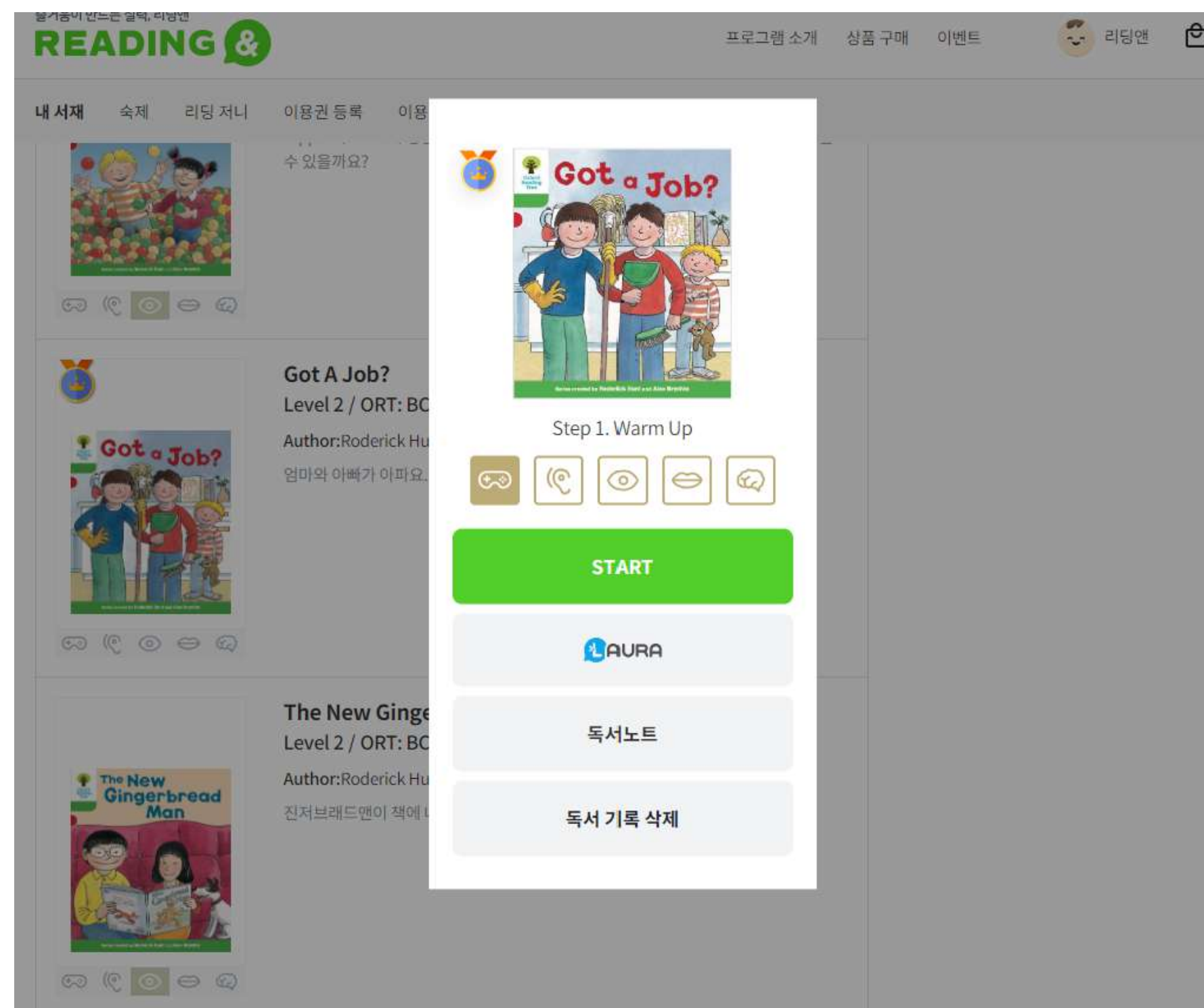
영어 회화 실력 뿐만 아니라  
스스로 생각하는 힘,  
질문하는 힘을 기를 수 있어요.



## LAURA 소개

# 배운 내용을 기반으로 간단한 퀴즈부터, 자유롭게 영어로 말해볼 수 있어요!

리딩앤의 1-5단계를 모두 완독하면 AI튜터, LAURA를 만나볼 수 있어요.



AI 코스웨어 교과 연계 영어

---

# 간편한 학습 관리&수업 준비

READING &



# LMS

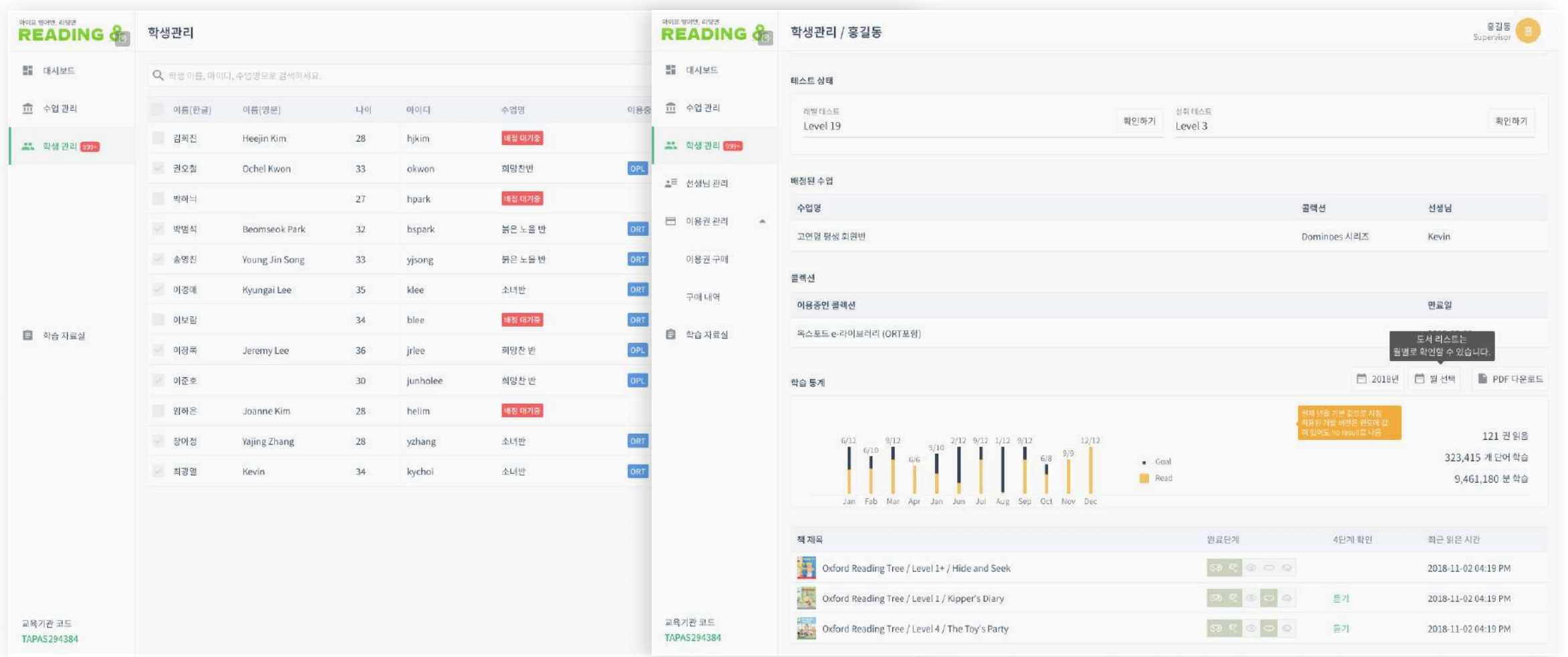
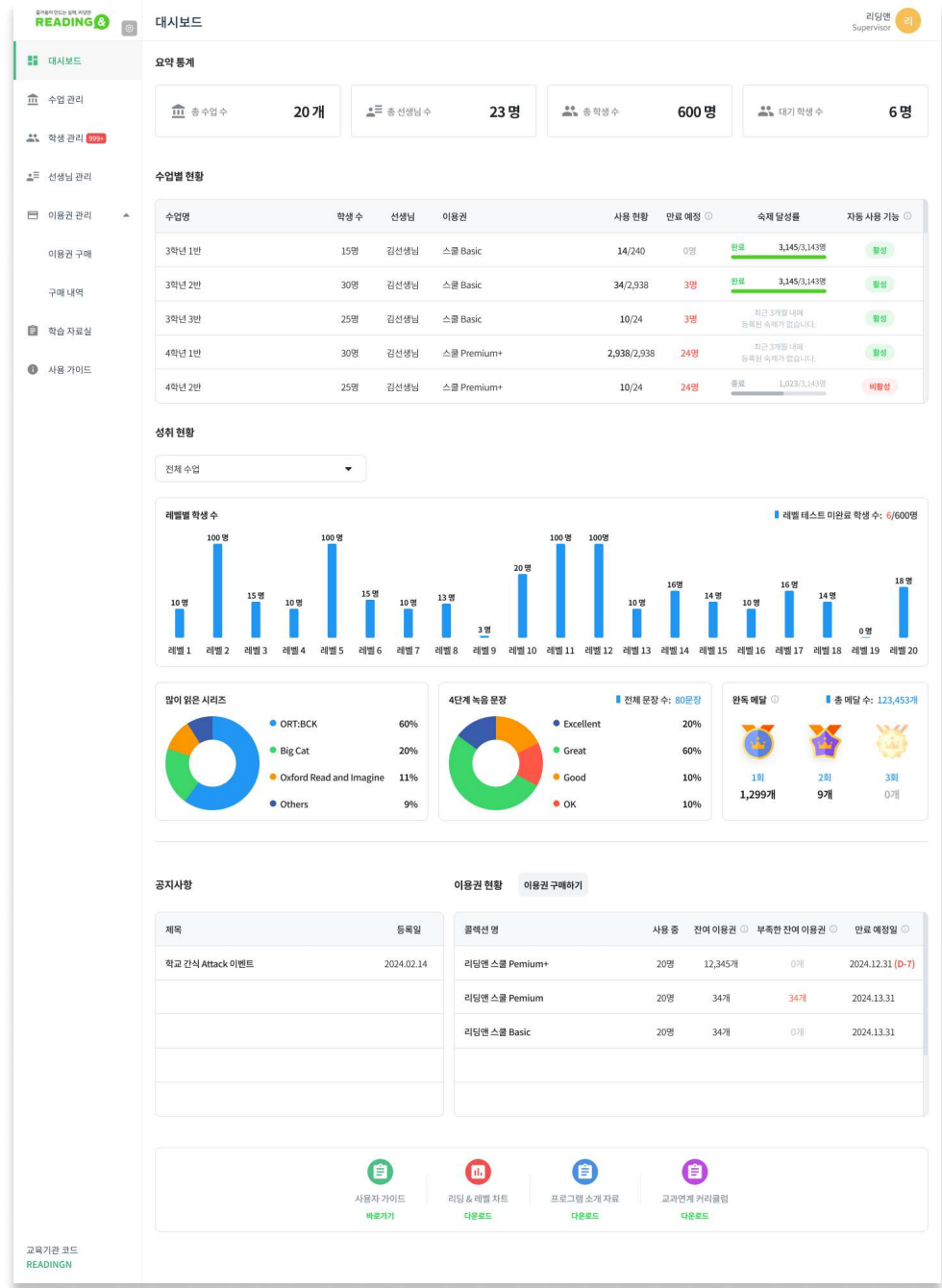
## 효과적인 학습 관리 시스템

### (Learning Management System)

기관에서의 리딩앤 사용을 위해 필요한 모든 기능을 담고 있습니다.

## Key Features

- 반별 학습 현황 확인
- 개별 학생의 학습 기록 모니터링 및 보고서 추출
- 도서별 5단계 완독 여부 확인 및 4단계 녹음 문장 바로 듣기
- 숙제 부여 기능
- 워크시트, 티칭가이드 등 다양한 학습 자료



# 다양한 학습 정보 확인

수업별, 학생별 학습 정보를 볼 수 있어요.

수업 상세 정보 화면에서는 학생들의 이번달 읽은 권 수를 한 눈에 볼 수 있고 마지막 녹음 도서의 4단계 녹음을 들어볼 수 있어요.

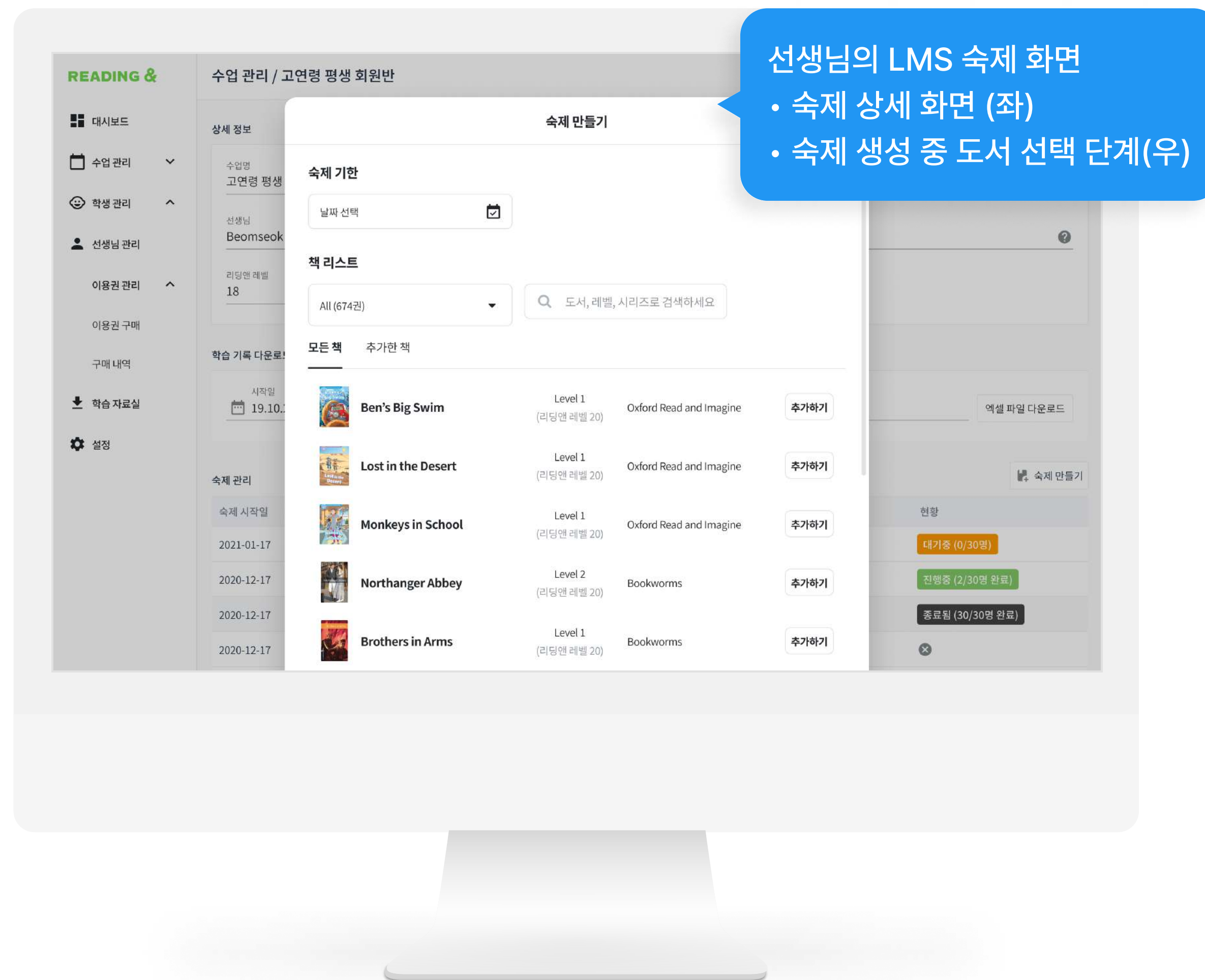
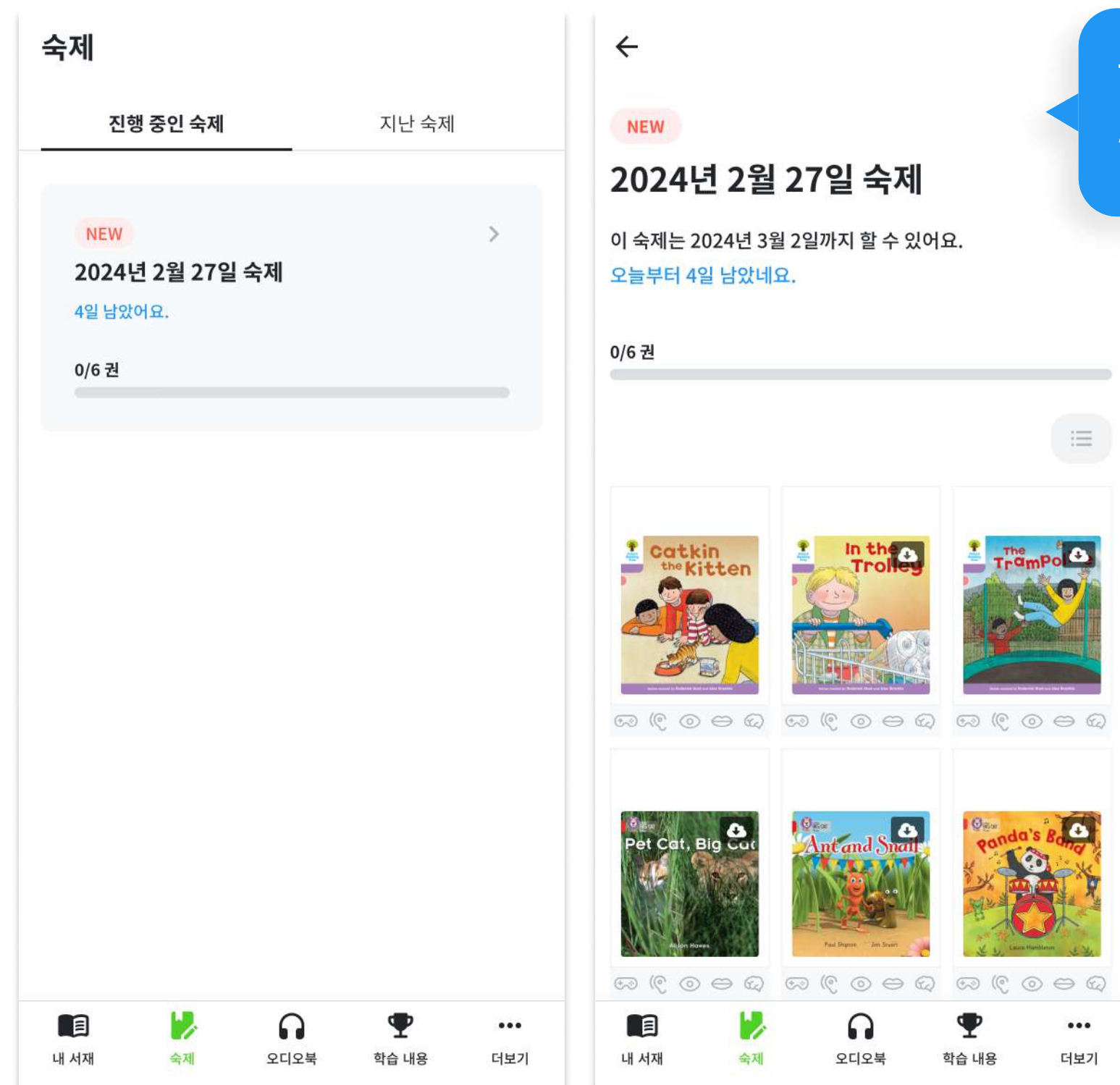




## LMS 속제 기능

# 속제 기능

속제 기능으로 가정 연계 학습 관리도 가능합니다.



**LMS 학습 자료실**

## 풍부한 독서 활동 자료

## 원하는 도서의 워크시트를 한번에!



## Dinosaur Rock

Big Cat Level 1

Before Reading



## Hop, Hop, Pop!

Oxford Reading Tree Level 1+

Teaching Guide

Fiction

# My Favorite Scene

Name June Kim

Title Chicken Licken



Main Event	Hopper 타기
Key Words	set off, win, red, big, pop, hop
Key Expressions	<p><b>1. Biff and Chip set off.</b>  set off 는 '출발하다' 라는 뜻이에요.  목적지를 포함할 땐 set off on/for~ 로 쓸 수 !</p> <p>- We set off for London just after ten.  - Check your oil before setting off on a long journey.</p>
Teacher's Talk	<p><b>&lt;Before&gt;</b>  - Who are the children in the picture? W  - What do you think goes 'pop'?</p> <p><b>&lt;During&gt;</b>  - (page4) Why is the red hopper so big?  - (page6) Who do you think will win the race?</p> <p><b>&lt;After&gt;</b>  - What is a hopper? Have you ever had a hopper?  - Why did Chip say "Hop, hop, hooray!"</p>
Related Video	<div style="display: flex; align-items: center;">  <div> <p style="font-size: 0.8em;">Hopping Song</p>  </div> </div>

● What can you see on the book cover?

● What are the dinosaurs doing?

● What do you think the book will be about?



Can you see the nuts? A nut fell on you!

---

Not the sun!

---

**READING &**

© Portfolio Inc. All rights reserved.

**READING &**

© Portfolio Inc. All rights reserved.

책 읽는 즐거움, 리딩엔
**READING &**
홍길동  
Supervisor

## 학습 자료실

대시보드

수업 관리

학생 관리 999+

선생님 관리

이용권 관리 ▲

이용권 구매 내역

**학습 자료실**

사용 가이드

정렬 옵션

▶ READING & Level PDF
General Question
Specific Question
프리미엄 서비스 이용자에게만 제공되는 자료입니다.

타이틀	시리즈 / 레벨	리딩엔 레벨	장르	리소스 파일
	Hide and Seek	Oxford Reading Tree / Level 1+	1	픽션
	<input type="checkbox"/> 단어 학습	새로 배운 단어 쓰기 + 그림으로 표현하기	1~3	픽션 <a href="#">다운로드</a>
	<input type="checkbox"/> 내용 이해	좋아하는 장면 그리기 + 문장쓰기	1~3	픽션 <a href="#">다운로드</a>
	First-Child:Hover Kipper's Diary	Oxford Reading Tree / Level 1+	1	픽션
	<input type="checkbox"/> 단어 학습	새로 배운 단어 쓰기 + 그림으로 표현하기	1~3	픽션 <a href="#">다운로드</a>
	Last-Child:Hover	좋아하는 장면 그리기 + 문장쓰기	1~3	픽션 <a href="#">다운로드</a>
	Look at Me	Oxford Reading Tree / Level 1+	1	픽션
	<input type="checkbox"/> 단어 학습	새로 배운 단어 쓰기 + 그림으로 표현하기	1~3	픽션 <a href="#">다운로드</a>
	<input type="checkbox"/> 내용 이해	좋아하는 장면 그리기 + 문장쓰기	1~3	픽션 <a href="#">다운로드</a>
	<input type="checkbox"/> Writing Sheet	책 내용 이해 + 관련 주제에 대해 글쓰기		<a href="#">다운로드</a>
	Big Feet	Oxford Reading Tree / Level 1+	1	픽션
	<input type="checkbox"/> 단어 학습	새로 배운 단어 쓰기 + 그림으로 표현하기	1~3	픽션 <a href="#">다운로드</a>

Disabled



# General 워크시트

General Worksheet

All

Hello, New Words!

READING & LEVEL 1~3

Name

Title

READING &  
© iPortfolio Inc. All rights reserved.

Fiction

My Favorite Scene

READING & LEVEL 1~3

Name

Title

READING &  
© iPortfolio Inc. All rights reserved.

Fiction

Book Talk

READING & LEVEL 1~3

Name

Title

Main Characters

Who was the story about?

Setting

When did the story take place?

Where did the story take place?

READING &  
© iPortfolio Inc. All rights reserved.

Non-Fiction

History of Thing

READING & LEVEL 7~20

Name

Title

History of

READING &  
© iPortfolio Inc. All rights reserved.

All

Hello, New Words!


READING & LEVEL 1~3


Name

Title

June Kim


Present for Dad

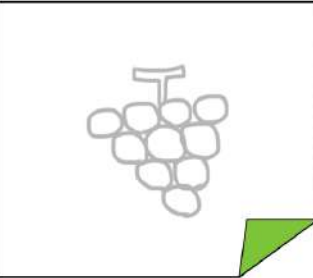




dad

flower





box

grape

READING &  
© iPortfolio Inc. All rights reserved.

Fiction

My Favorite Scene


READING & LEVEL 1~3

Name

Title

June Kim

Chicken Licken



Can you see the nuts? A nut fell on you!

Not the sun!

READING &  
© iPortfolio Inc. All rights reserved.

Fiction

Book Talk

READING & LEVEL 1~3

Name

Title

June Kim

I Love the City

Main Characters

Who was the story about?

Setting

When did the story take place?

Where did the story take place?

READING &  
© iPortfolio Inc. All rights reserved.

Non-Fiction

History of Thing

READING & LEVEL 7~20

Name

Title

June Kim

Technology in the Battle of Britain

History of

Technology in the Battle of Britain

Sept. 1934

Europe was in war

June - Oct. 1940

Battles of Britain

1934

Reginald Mitchell designs the Spitfire.

1935

21 radar stations were built

1940

The Messerschmitt BF 109, a German plane that allied pilots feared.

Jan. 1940

German bombers attacked Chain Home

1940

Telephone calls were carried by wires

August 1940

German bombers attacked Chain Home

1944

The first jet fighters appeared

1941

Penicillin became available for medical use

1944

Computers were introduced

1944

The first rocket to travel space was the German V2

READING &  
© iPortfolio Inc. All rights reserved.

# Specific 워크시트

Specific Worksheet (ORT, Big Cat)

**Hide and Seek**  
Oxford Reading Tree Level 1+  
Before Reading

Name: \_\_\_\_\_ Date: \_\_\_\_\_



What can you see on the book cover?

Who is hiding and who is seeking?

Have you played hide and seek?

READING &  
© Portfolio Inc. All rights reserved.

**My Skateboard**  
Big Cat Level 1  
After Reading

Name: \_\_\_\_\_ Date: \_\_\_\_\_

Rating: ☆☆☆☆☆

Key Words

pad: Write \_\_\_\_\_ Definition \_\_\_\_\_  
Sentence from the book: \_\_\_\_\_

helmet: Write \_\_\_\_\_ Definition \_\_\_\_\_  
Sentence from the book: \_\_\_\_\_

skateboard: Write \_\_\_\_\_ Definition \_\_\_\_\_  
Sentence from the book: \_\_\_\_\_

friend: Write \_\_\_\_\_ Definition \_\_\_\_\_  
Sentence from the book: \_\_\_\_\_

turn: Write \_\_\_\_\_ Definition \_\_\_\_\_  
Sentence from the book: \_\_\_\_\_

boy: Write \_\_\_\_\_ Definition \_\_\_\_\_  
Sentence from the book: \_\_\_\_\_

READING &  
© Portfolio Inc. All rights reserved.

**Hide and Seek**  
Oxford Reading Tree Level 1+  
Book Report

Name: \_\_\_\_\_ Date: \_\_\_\_\_

What happened in the story?

What was your favorite part?

How would you rate this book?  
☆☆☆☆☆

Would you recommend this book to a friend? Why or why not?  
😊 ☹️

READING &  
© Portfolio Inc. All rights reserved.

Key Expressions

My pads.  
Write the Sentence Again \_\_\_\_\_ Recording  
Your Own Translation \_\_\_\_\_

My helmet.  
Write the Sentence Again \_\_\_\_\_ Recording  
Your Own Translation \_\_\_\_\_

My skateboard.  
Write the Sentence Again \_\_\_\_\_ Recording  
Your Own Translation \_\_\_\_\_

Note

READING &  
© Portfolio Inc. All rights reserved.

Specific Worksheet (ORC)

**Writing Activity Sheet**

Name: \_\_\_\_\_ Date: \_\_\_\_\_

**High Water**  
Oxford Read and Imagine / Level 3

Q Why did Grandpa say it was okay to stay on page 6?

Q Why couldn't Sam leave the store?

Q How did Clunk save the kittens?

READING &  
본 저작물은 (주)에듀드림이 저작권을 소유하고 있습니다. 무단 전재, 복사, 배포를 금합니다.

**Writing Activity Sheet**

Name: \_\_\_\_\_ Date: \_\_\_\_\_

**At the Beach**  
Oxford Read and Discover / Level 1

Q What do you like to do at the beach?

Look at page 9: Make more examples of the food chain by using other animals.

READING &  
본 저작물은 (주)에듀드림이 저작권을 소유하고 있습니다. 무단 전재, 복사, 배포를 금합니다.

**Words and Sentences**

Name: \_\_\_\_\_ Date: \_\_\_\_\_

**The Lazy Grasshopper**  
Classic Tales Level 1 READING & Level 4-5

Words

winter			
food			
day			
here			
give			
under			
big			
hot			

Sentences

Please give me some food.

He's hungry and cold.

Grasshopper sits in a tree.

READING &  
© Portfolio Inc. All rights reserved.

**Words and Sentences**

Grasshopper laughs.

Grasshopper sits under the rock.

It's cold now, and snow comes.

Picture Diary


READING &  
© Portfolio Inc. All rights reserved.

\* 일부 시리즈에는 워크시트 및 티칭가이드 등의 Specific 자료를 제공하지 않습니다.



# Teaching 가이드

\* 일부 시리즈에는 워크시트 및 티칭가이드 등의 Specific 자료를 제공하지 않습니다.



### Hide and Seek

Oxford Reading Tree Level 1+

Teaching Guide



**Main Event** 숨바꼭질

**Background** 집, 가든


**Key Words** see, hide, me, you

**Key Expressions**  
**Can you see me?**  
[Can + 주어 + 동사원형?]  
조동사 can의 의문형은 '~할 수 있어?' 라고 능력이나 가능 여부를 물을 때 쓰여요. can은 '할 수 있다'라는 가능의 의미를 가진 '조동사'예요.  
조동사 can을 사용하여 아래와 같이 묻고 답할 수 있어요.  
  
Q : Can + 주어 + 동사원형?  
A : Yes, I can (긍정)

**Teacher's Talk**  
**<Before>**  
- Who is hiding and who is seeking?  
- Have you played hide and seek?  
**<During>**  
- (page1) Where is Kipper?  
- What happened at the end of the story?  
**<After>**  
- Where would you have hidden if you were playing the game?  
- Do you think the children would have ever found Dad if he hadn't fallen out of the tree?

**Related Video**  
 Yes, I Can!  
 Hide And Seek

**READING &**  
© iPortfolio Inc. All rights reserved.



### My Skateboard

Big Cat Level 1

Teaching Guide


**Main Event** 스케이트보드 타기

**Background** 스케이트파크, 야외

**Key Words** pad, helmet, skateboard , friend, turn, yes, boy, my

**Key Expressions**  
**1. My skateboard.**  
[소유형용사 My]  
my는 소유형용사로 '나의~'를 의미합니다.  
소유대명사인 mine은 명사이므로 단독으로 사용할 수 있지만, my는 소유형용사이므로 명사와 함께 사용해야 합니다.  
  
- My phone is gone.  
- This is my book.  
**2. My friends.**  
[명사 복수형 규칙변화]  
둘 이상의 사람 또는 사물을 나타낼 때, 단수형 뒤에 -s또는 -es를 붙입니다.  
  
- Two chairs.  
- Ten pens.

**Teacher's Talk**  
**<Before>**  
- What is the boy doing?  
- What special kit is the boy wearing?  
**<During>**  
- (p.2,3) What are the pads for?  
- (p.4,5) Why is it important to wear a helmet?  
**<After>**  
- What event did the book tell us about?  
- What do you like doing with your friends?

**Related Video**  
 Skateboard Song | Original Kids Songs | By LBB Junior

**READING &**  
© iPortfolio Inc. All rights reserved.



## In-book Activity

고학년에도 활용 가능한 다양한 인북 액티비티 포함



## ACTIVITIES

**BEFORE READING**

1 Here are some of the people in *The Top Secret Plans*. Who are the bad people in the story? What do you think?



1 Frederick Holmes



2 Victor Watson



3 Harold Holmes



4 Colonel Watson



5 Arthur Watson



6 Arthur Watson



7 Victor Watson



8 Colonel Watson



9 Harold Holmes



10 Frederick Holmes



11 Victor Watson



12 Arthur Watson

2 Are these sentences true or false? What do you think?

- 1 Victor's Holmes is a famous detective.
- 2 Colonel Watson is Victor's brother.
- 3 Arthur Watson is Victor's good friend.
- 4 Victor is Colonel Watson's brother.
- 5 Victor lives with Holmes.
- 6 Arthur Watson works in an army office.
- 7 Victor and Arthur's sister lives with Colonel Watson.
- 8 Victor's brother lives in London.
- 9 Victor finds a dead body.

True	False
<input type="checkbox"/>	<input type="checkbox"/>
<input type="checkbox"/>	<input type="checkbox"/>
<input type="checkbox"/>	<input type="checkbox"/>
<input type="checkbox"/>	<input type="checkbox"/>
<input type="checkbox"/>	<input type="checkbox"/>
<input type="checkbox"/>	<input type="checkbox"/>
<input type="checkbox"/>	<input type="checkbox"/>
<input type="checkbox"/>	<input type="checkbox"/>
<input type="checkbox"/>	<input type="checkbox"/>

## A Visit from Alicecroft



It was a dark autumn morning in 1895. My friend Sherlock Holmes, the famous detective, and I, the Watson, were in the sitting room of our house in Baker Street in London when a telegram arrived. Holmes opened it at once, and laughed. I looked quickly across the room to him. "Why are you laughing, Holmes?" I asked. Holmes looked back at me with his cold, blue eyes. "Because this telegram is from my brother Mycroft," he said. "He wants to speak to me at once about Mr Arthur Cadogan." Do you know this man, Watson?

"I saw something about him in today's newspaper," he said. "I can't remember the story," I answered.

"And my brother Mycroft," what do you remember about him?" asked Holmes with a smile.

"Not much," I answered. "I met him once – long ago. 'Get me more about him'."

**Writing notes**  
 Write down the names of the people in the story and what they do.

**Comprehension**  
 Read the text and answer the questions.

**Characterisation**  
 Describe the characters in the story.

**Language**  
 Find the words and phrases that describe the characters.

**Reflection**  
 Write a short story about a visit from Alicecroft.

# ACTIVITIES

## READING CHECK

Choose the right words to finish the sentences.

- a) Holmes begins because a telegram arrives from...  
1 Arthur Catherby. ☐  
2 his brother. ☐  
3 Watson. ☐
- b) Watson and Mycroft...  
1 marry their ladies. ☐  
2 work together. ☐  
3 along time ago. ☐
- c) Arthur Catherby lived...  
1 with his wife in a small house. ☐  
2 in London. ☐  
3 with his wife in Baker Street. ☐
- d) An underground worker found Catherby's body...  
1 in New London. ☐  
2 near Waterloo Station. ☐  
3 near Waterloo. ☐
- e) In Catherby's pocket there were...  
1 all the top-secret plans. ☐  
2 some of the top-order plans. ☐  
3 two new telegrams. ☐

## WORD WORK

Find new words in Chapter 1 to complete these sentences.

- a) Holmes and Watson are in their **living room**, when Mycroft and someone enter.  
1 Watson reads about Arthur Catherby in the **...**  
2 London works for the London **...**  
3 Holmes and Mycroft are two very **...** men.  
4 Mycroft uses the **...**  
5 Holmes takes a **...** for the top secret plans.  
6 They usually stay in a **...** in Whitehall Street.  
7 No one can open this without a **...**  
8 The plans are for a new building **...**  
9 Did Catherby kill it **...** with someone?  
10 Did someone **...** his hair in a bowl?  
11 'What are you doing?' he asked, when he sat **...**  
12 Catherby had **...** in his hair.  
13 Where are the **...** papers now?  
14 Did Catherby want to **...** the plans to someone?

## GUESS WHAT

What happens in the next chapter? Write Holmes, Watson, Mycroft, or a London in each space.

- a. .... and .... go to Mycroft's house.
- b. .... when a telegram to ....
- c. .... buys two train tickets.
- d. .... and .... go to Whitehall Street.
- e. .... wants to speak to St. James Palace.

8

# ACTIVITIES

## READING CHECK

Put these sentences in the correct order. Number them 1–7.

- a Holmes and Watson leave London to do a job.
- b Holmes uses a telegram to his brother, Mycroft.
- c Holmes and Watson walk to St James Watson's house.
- d Holmes and Watson wait for a man at a railway station.
- e Holmes explains Watson how to use a magnifying glass.
- f Holmes and Watson make a train to London Bridge.
- g Holmes and Watson go by train to Winchester.

## WORD WORK

1 Find new words from Chapter 2 in the letter square.

## 2 Complete the sentences with the words from Activity 1.

- a Watson and Holmes come out of the Lancaster hotel. They talk to \_\_\_\_\_ who knows how over prices they charge.
- b Holmes found a \_\_\_\_\_ on the railway line.
- c Watson did not expect to find \_\_\_\_\_ in the underground.
- d Perhaps Watson felt from a \_\_\_\_\_ of a train.
- e There was no \_\_\_\_\_ when Watson took Holmes to meet him.
- f He felt a little tired of London.
- g Holmes asks Mycroft for the names and \_\_\_\_\_ of all the foreign agents in London.
- h Holmes and Watson wait for a train to Winchester.

## GUESS WHAT

What happens in the next chapter? Tick one picture.

a Holmes talks to St James Watson.

b Victor Cadogan comes to talk to them.

c Holmes and Watson talk to St James Watson's brother.

d Sidney Johnson comes to show the way to the 'Network' Animal.

12

[illegible]

PROJECT 1

## Project A Underground railways

1 Read about the Underground. Complete the information table below.

The London Underground opened in 1863 after the Metropolitan Railway Company built the first line. It is called the underground railway in the world. The first line ran from Paddington to Farringham. It carried 30,000 people on its first day. More lines opened over the years in 1863 and 1904. Today London has ten newer underground lines, and there run for over 400 kilometres. More than 1.3 billion people take the underground every year and there are 270 stations. The longest tunnel is 28 kilometres long, but 56% of the London Underground is overground, and the open line is 140 kilometres long. The deepest line in North London is the deepest Underground line, called the Piccadilly line, is 94 metres under the ground.

Total capacity

First line

Number of lines

Total length of lines

Number of passengers in a year

Number of stations

Longest tunnel

Percentage of railway overground

Deepest station

2 Use the information in the table to complete the text about the Paris Métro.

Year of opening	1900
First line	Grande Arrière à Château de Vincennes
Number of lines	14 lignes
Total length of lines	201,6 km d'itinéraires
Number of passengers in a year	over 1,618 billion
Number of stations	more than 300
Longest tunnel	more than 28 kilomètres
Percentage of railway overground	61
Deepest station	Stade de France à Saint-Denis

The Paris Métro opened in \_\_\_\_\_ after the French Metropolitan Railway Company built the first line. The first line ran from \_\_\_\_\_.

\_\_\_\_\_ Right now there are \_\_\_\_\_ lines between 1900 and 2017. Today there are \_\_\_\_\_ lines.

\_\_\_\_\_ underground lines, and these run for over \_\_\_\_\_ More than \_\_\_\_\_ people take the Métro every year and there are \_\_\_\_\_ stations. The longest tunnel is \_\_\_\_\_ km long, but \_\_\_\_\_ of the Paris Métro is overground, and open to the sky.

\_\_\_\_\_ Station is \_\_\_\_\_ metres under the ground.

3 Write about the underground railway in a different city. Use the facts about the London Underground and Paris Métro to help you.

Buenos Aires Metro  
Tokyo Metro  
New York City Subway

40

# PROJECT 2

## Project 2 Characters' thoughts

1 Read this text. Tick a box to answer each question about it.

Sharon Holmes is a good detective. When he talks to people, he asks a lot of questions. How he's asking Mission about the points on the railway line, Holmes is very excited about those points, but why he doesn't want to tell me, I'm angry about that. Perhaps he's going to tell Dr Watson.

Why did I take the plane? How dangerous's that, and my brother's all ... .. So, Sherlock Holmes knows everything. Last week I had money £100, ... .. but how the police are going to get ... .. me, and I'm going to go to prison. I'm afraid about that

a. Who is thinking this?

☐ Holmes  
☐ Watson  
☐ Watson  
☐ Lestrade

b. Where does this happen?

☐ London Aldgate Station  
☐ the Blackhead Forest  
☐ near Chertsey House

c. When does this happen?

☐ night  
☐ in the morning  
☐ in the afternoon

2 Complete the different characters' thoughts from the scene in Sir James Watson's house with the words in the box.

money money card back government houses small plans help

Colonel Watson didn't tell us everything when we last talked to him. I think it was unhelpful about Sir James didn't tell us something more. He knew £100, ... .. and worried, too. Now we have him. He's going to ... .. us, and then he's going to come £100 ... .. to London with the government plans. I'm excited about that

My brother's very clever. I'm pleased with him. And the British ... .. are going to tell us very happy. Cakes and drink take the ... .. Sherlock knows it all along. Colonel Watson took them because he ... .. I ... .. can take that, too. But the colonial dict ... .. I like. I can see that, too.

42

# GRAMMAR

## GRAMMAR CHECK

### First Simple information questions

For **First Simple** questions we add **do** + **subject** + **infinitive without to**.  
How do I know this? *My mother lives in Sweden today.*

How do I know this? *My mother lives in Sweden today.*

With the verb **be**, we put the **subject after the verb** to make **First Simple** questions. *Are you going to the concert tomorrow?*

Different question words before **do** or **be** ask for different information. **How** in the example, *How do I know this?* asks for information about **the time**, **the place**, **the way**, **the reason**, **the manner**, **the frequency**, **the time**, **the place**, **the way**, **the reason**, **the manner**, **the frequency**.

### 2. **Hintness in beginning of first simple questions. Write correct question words and write how or where in his questions.**

a. *How do* Callaghan get on the train without a ticket?

b. *Do* I know him?

c. *Where* does Callaghan live? *Adgate Station.*

d. *Where* does Callaghan live? *Adgate Station.*

e. *Where* does Callaghan live? *Adgate Station.*

f. *Where* does Callaghan live? *Adgate Station.*

g. *Where* does Callaghan live? *Adgate Station.*

h. *Where* does Callaghan live? *Adgate Station.*

i. *Where* does Callaghan live? *Adgate Station.*

j. *Where* does Callaghan live? *Adgate Station.*

k. *Where* does Callaghan live? *Adgate Station.*

l. *Where* does Callaghan live? *Adgate Station.*

m. *Where* does Callaghan live? *Adgate Station.*

n. *Where* does Callaghan live? *Adgate Station.*

o. *Where* does Callaghan live? *Adgate Station.*

p. *Where* does Callaghan live? *Adgate Station.*

q. *Where* does Callaghan live? *Adgate Station.*

r. *Where* does Callaghan live? *Adgate Station.*

s. *Where* does Callaghan live? *Adgate Station.*

t. *Where* does Callaghan live? *Adgate Station.*

u. *Where* does Callaghan live? *Adgate Station.*

v. *Where* does Callaghan live? *Adgate Station.*

w. *Where* does Callaghan live? *Adgate Station.*

x. *Where* does Callaghan live? *Adgate Station.*

y. *Where* does Callaghan live? *Adgate Station.*

z. *Where* does Callaghan live? *Adgate Station.*

## GRAMMAR CHECK

### Going to future information and negative

We make the **going to** future with the verb **be** + **going to** + **infinitive without to**.  
We use the **going to** future for plans, intentions and predictions.

*London's going to open a new airport.* (plans)  
*It's going to rain this afternoon.* (prediction)  
*My brother's going to be a doctor.* (prediction)

### 4. Read David Walker's letter. Write sentences about his plans.

Write **going to** or **will** in the space.

Write **going to** or **will** in the space.

Write **going to** or **will** in the space.

Write **going to** or **will** in the space.

Write **going to** or **will** in the space.

Write **going to** or **will** in the space.

Write **going to** or **will** in the space.

Write **going to** or **will** in the space.

Write **going to** or **will** in the space.

Write **going to** or **will** in the space.

Write **going to** or **will** in the space.

Write **going to** or **will** in the space.

Write **going to** or **will** in the space.

Write **going to** or **will** in the space.

Write **going to** or **will** in the space.

Write **going to** or **will** in the space.

Write **going to** or **will** in the space.

Write **going to** or **will** in the space.

Write **going to** or **will** in the space.

Write **going to** or **will** in the space.

Write **going to** or **will** in the space.

Write **going to** or **will** in the space.

Write **going to** or **will** in the space.

Write **going to** or **will** in the space.

Write **going to** or **will** in the space.

Write **going to** or **will** in the space.

Write **going to** or **will** in the space.

Write **going to** or **will** in the space.

Write **going to** or **will** in the space.



AI 코스웨어 교과 연계 영어

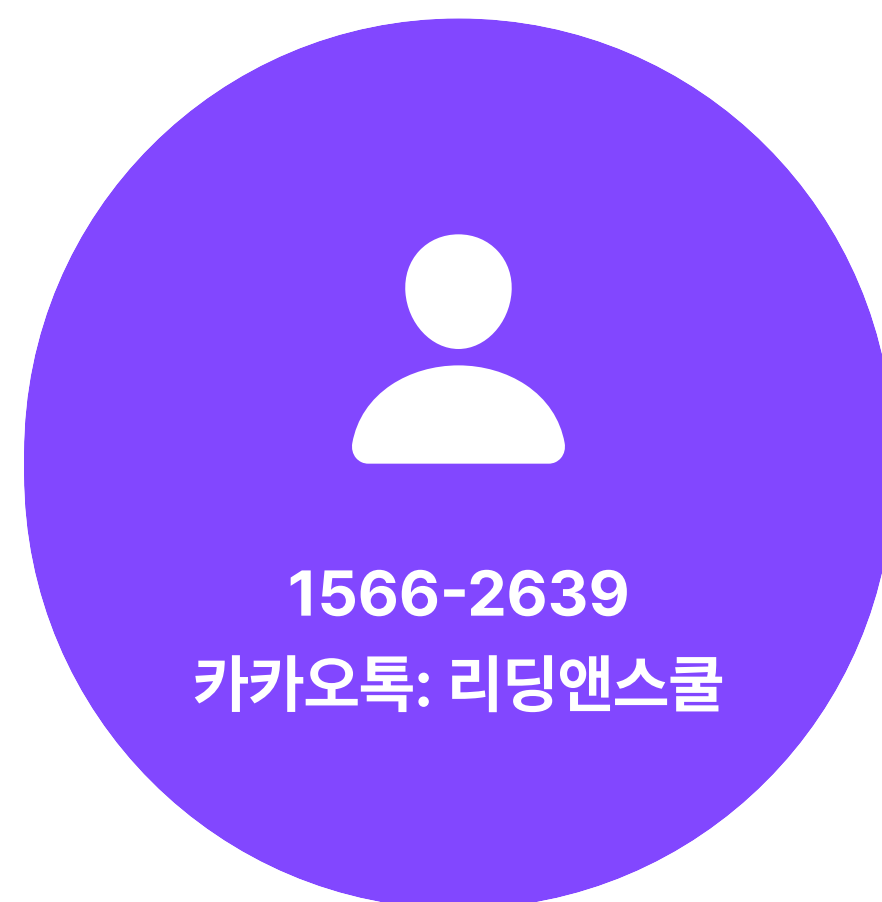
---

# 학교 도입 방법

READING &

도입 방법

## 도입안내 방법



문의

리딩앤 홈페이지  
또는  
대표전화로 문의



상담

스쿨 프로그램 상담  
및 구매 & 도입  
방법 안내



계약

나라장터&학교장터  
수의계약 또는 행정  
실을 통한 직접 계약  
가능



도입

학생은  
리딩앤에서 학습,  
선생님은 LMS에서 관리



**도입 상담: 1566-2639**  
**school@readingn.com**

# Thank you

**이메일** school@readingn.com

**전화** 1566-2639

**문의** Kakaotalk '리딩앤스쿨'

**사이트** school.readingn.com

This document is confidential and is intended solely  
for the use of the client to whom it is addressed.  
iPortfolio Inc.